

# STOCK MARKET UPDATE



Date Issued | 6th June, 2022

## Market Update

- The Ghana Stock Exchange Composite Index (GSE-CI) stumbled by 9.41 points to end the trading week at 2,554.79 points compared to 2,564.20 points in the preceding week reflecting a 0.20% week on week loss. This led to a week-on-week decline of 0.34% in the year-to-date performance from -8.07% to -8.41%. Market capitalization also dipped by 0.42% to end the trading week at GHS62.277 billion.

- The Financial Stock Index in the same way dropped by 17.86 points to end the trading week at 2,192.57 points compared to 2,210.43 points in the previous week with a fall in the year to date performance from 2.72% to 1.89%.

- A total of 4.80 million shares exchanged hands to close the week, 187.67% above the 1.67million shares traded in the previous week. Shares traded on the market were valued at GHS4.29 million compared to the past week's GHS3.81 million.

- The share price of GCB plunged further by 0.20% in price to end the week at GHS5.06 compared to GHS5.07 in the preceding week, with shares totaling 6,272 of total market volume. GCB's shares were valued at GHS31.74K compared to GHS28.35K in the previous week.

- At the end of the trading week, shares of 20 companies exchanged hands compared to the 23 companies that traded in the past week. This produced 1 gainer and 3 laggards. The gainer being TOTAL, which improved by 0.99% at GHS4.10. The laggards were ETI, CAL and GCB. ETI lost 5.26% at GHS0.18, CAL lost 4.40% at GHS0.87 and GCB lost 0.20% at GHS5.06.

- MTNGH emerged as the most liquid stock for the trading week as it traded 93% of total market volume. This was followed by ETI and SIC with shares accounting for about 4% and 1% of volumes traded respectively.

- Again, MTNGH ended the week as the most valued stock with 93% of total market value, followed by SCB and TOTAL with 2% and 1% respectively.

In recent news, Ghana's Gross International Reserves dipped to \$8.34bn in April 2022, from \$9.70bn recorded in Dec 2021, Bank of Ghana has revealed. This is equivalent to 3.7 months of import cover.

## Outlook

For this week, based on the bid and offer dynamics on the Ghana Stock Exchange, we tip the benchmark indexes to remain on a weak foot. We anticipate the market indexes will remain pressured driven by decline in GCB and CAL. SCB and TOTAL are however forecast to make some gains.

## GSE Against Selected African Stock Markets

Equity	Price	Opinion	Market Outlook
MTN GHANA	GH¢ 0.90	Strong 2021 FY Financials	↑ Higher Ask Price
BOPP	GH¢ 6.00	Strong 2021 FY Financials	→ Low offers
CAL BANK	GH¢ 0.87	Strong 2021 FY Financials	↑ Improving bids
ECOBANK	GH¢ 7.60	Strong 2021 Q3 Financials	→ Bargain bids
SOGEGH	GH¢ 1.19	Strong 2021 FY Financials	→ Low demand
FANMILK	GH¢ 3.00	Positive Sentiment	→ Low demand

## GCB Recommended Picks

Country	Current Level	YTD
(Ghana) GSE-CI	2,554.79	-8.41%
(Botswana) BGSMD	7,232.59	3.18%
(Egypt) EGX-30	10,200.56	-14.63%
(Kenya) NSE ASI	129.84	-22.00%
(Nigeria) NGSE ASI	54,085.30	26.61%
(South Africa) JSE ASI	70,485.44	-1.52%
(WAEMU) BRVM	206.19	1.93%

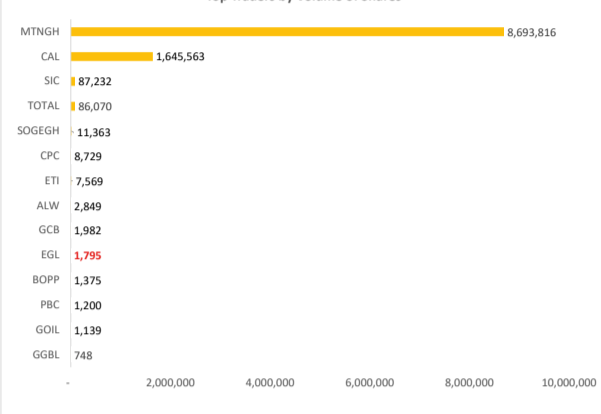
Source: Bloomberg

## GSE MARKET SUMMARY

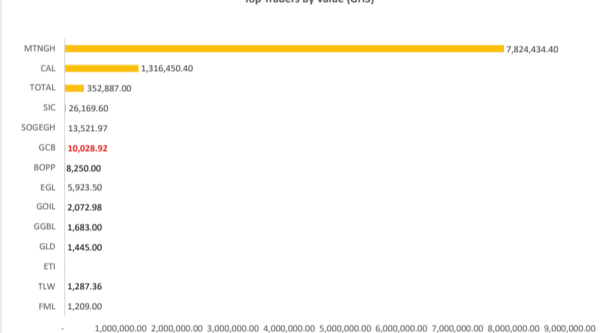
Ticker	Previous Week Close	Current Week Close	Weekly % Change
GCB STOCK	5.07	5.06	-0.20%
GSE-CI	2,564.20	2,554.79	-0.37%
GSE-FSI	2,210.43	2,192.57	-0.81%
MARKET CAPITALISATION (GHC'M)	62,540.50	62,276.58	-0.42%
YTD RETURN GSE-CI	-8.07%	-8.41%	-0.34%
YTD RETURN-FSI	2.72%	1.89%	-0.83%
WEEKLY VOLUME TRADED (SHARES)	1,667,473	4,796,801	187.67%

Source: Ghana Stock Exchange, GCB Research

## Top Traders by Volume of Shares



## Top Traders by Value (GHS)



## GCB Indicative Exchange Rate

Currency	Week Close 27/05/22		Week Open 30/05/22	
	Buying	Selling	Buying	Selling
USD	7.1350	7.9900	7.1350	7.9900
POUND STERLING	8.9800	10.1300	8.8900	10.1500
EURO	7.6500	8.6300	7.6400	8.6500

## GAINERS AND LAGGARDS

### TOP 5 GAINERS

Equity	Previous Week Price	Current Week Price	Gains In Price	Weekly % Change
TOTAL	4.06	4.10	0.04	0.99%
-	-	-	-	-
-	-	-	-	-
-	-	-	-	-
-	-	-	-	-

### TOP 5 LAGGARDS

Equity	Previous Week Price	Current Week Price	Loss In Price	Weekly % Change
ETI	0.19	0.18	(0.01)	-5.26%
CAL	0.91	0.87	(0.04)	-4.40%
GCB	5.07	5.06	(0.01)	-0.20%
-	-	-	-	-
-	-	-	-	-

Source: Ghana Stock Exchange, GCB Research

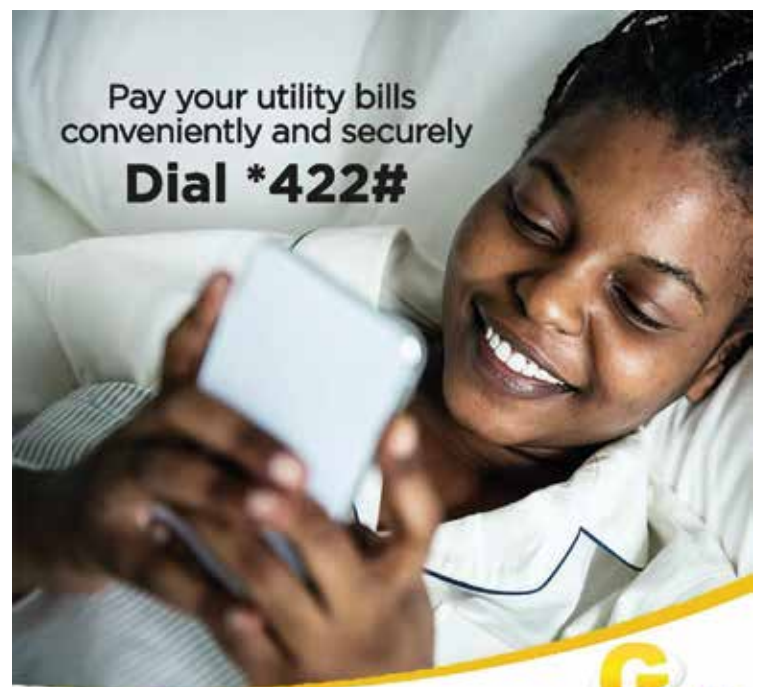
## Economic Indicators

Indicator	Current	Previous
Inflation Rate	23.60%	19.40%
GDP (Q4-2021)	6.90%	6.60%
Monetary Policy	19.00%	17.00%
Reference Rate	18.04%	16.58%
91 -Day	19.94%	19.08%
182-Day	22.95%	20.76%
1 Year Note	24.46%	21.73%

# STOCK MARKET UPDATE



Date Issued | 6th June, 2022



@GMoneyGhana



@GMoneyGhana



## Research Contacts

Jonathan Ofori  
Email: jonofori@gcb.com.gh  
Tel: 0302 66 4910 - 18

Adomako Osei-Frimpong  
Email: aofrimpong@gcb.com.gh  
Tel: 0302 66 4910 -18

Michael Bedjrah  
Email: mbedjrah@gcb.com.gh  
Tel: 0302 66 4910 -18

## Treasury & Sales Contacts

Anthony Asare  
Email: akasare@gcb.com.gh  
Tel: 0302 611 762

Daniel Boateng  
Email: daboateng@gcb.com.gh

## Head Office:

No 2 Thorpe Link  
P. O. Box 134, Accra  
Tel: +233 (0)302 664910

## Disclaimer

This document has been prepared by the Research Department of GCB Bank Limited solely for information purposes and does not constitute any legally binding obligations on GCB. Any views expressed are those of the Research Department. Any views and commentary in this communication (the views) are short term views of the GCB Research Department from which it originates (the authors) and are not a personal recommendation and do not take into account whether any product or transaction is suitable for any particular investor.

Whilst the information provided in this document has been prepared by GCB Research Department based upon or by reference to sources, materials that GCB believes to be reliably accurate, GCB does not guarantee its completeness or accuracy. The message is for information purposes only as of the date hereof and are subject to change. It is not a recommendation, advice, offer or solicitation to buy or sell a product or service. We do not accept any liability for losses (direct or consequential) which may arise from making use of this document or its contents or reliance on the information contained herein.

All opinions and estimates are given as of the date hereof and are subject to change. GCB is not obliged to inform readers of any such change to such opinions or estimates. This document do not purport to contain all the information that you may desire. In all cases, interested parties should conduct their own investigations and analysis of the transaction described in the document and of the data set forth in the document. In particular it is recommended for interested parties to check that the information provided is in line with their own circumstances with regard to any legal, regulatory, tax or other specialist or technical advice or services, if necessary with the help of a professional advisor.

This document is confidential and may not be reproduced or distributed in whole or in part without the prior written permission of GCB.

©2019 GCB Bank Limited.  
All rights reserved.